

# OPEN -- Overall Stage Results

## 3.Hannover Cup

Printed Januar 31, 2005 at 9:27



### Stage 1 -- 1

	<b>PTS</b>	<b>TIME</b>	<b>HIT FACTOR</b>	<b>STAGE POINTS</b>	<b>STAGE PERCENT</b>	<b>COMPETITOR # Name</b>
1	98	14,07	6,9652	105,0000	100,00	40 Wilda, Christian
2	103	19,58	5,2605	79,3016	75,53	13 Pedersen, Philip
3	87	19,61	4,4365	66,8804	63,70	38 Klopfer, Olav
4	102	23,24	4,3890	66,1639	63,01	30 Lange, Bernd
5	97	22,37	4,3362	65,3677	62,25	27 Dubiella, Gerd
6	100	23,16	4,3178	65,0907	61,99	10 Goetz, Helmut
7	99	23,14	4,2783	64,4955	61,42	31 Müller, Kerstin
8	81	19,15	4,2298	63,7637	60,73	29 Frindt, Norbert
9	102	31,17	3,2724	49,3311	46,98	23 Klünder, Bodo
10	69	22,84	3,0210	45,5418	43,37	17 Gitzel, Johannes
11	100	35,22	2,8393	42,8024	40,76	33 Witt, Karl-Heinz

# STANDARD -- Overall Stage Results

## 3.Hannover Cup

Printed Januar 31, 2005 at 9:27



### Stage 1 -- 1

	<b>PTS</b>	<b>TIME</b>	<b>HIT FACTOR</b>	<b>STAGE POINTS</b>	<b>STAGE PERCENT</b>	<b>COMPETITOR # Name</b>
1	99	21,24	4,6610	105,0000	100,00	1 Kuse, Jens
2	98	21,45	4,5688	102,9218	98,02	5 Dell, Andreas
3	95	21,28	4,4643	100,5682	95,78	16 Tagliamonte, Raffaele
4	89	19,98	4,4545	100,3467	95,57	12 Pedersen, Frants
5	100	22,46	4,4524	100,2995	95,52	21 Prochnow, Torsten
6	103	24,83	4,1482	93,4478	89,00	34 Meier, Andre
7	98	23,93	4,0953	92,2554	87,86	20 Dirksen, Markus
8	84	21,08	3,9848	89,7671	85,49	2 Tutschke, Petra
9	81	21,81	3,7139	83,6639	79,68	25 Brauer, Detlev
10	85	23,78	3,5744	80,5222	76,69	4 Stoecker, Nick
11	86	24,49	3,5116	79,1076	75,34	39 Marten, Bernd
12	95	28,39	3,3462	75,3819	71,79	9 Hesse, Colin
13	102	40,90	2,4939	56,1805	53,51	19 Gitzel, Marcel
14	48	19,47	2,4653	55,5372	52,89	26 Schwarz, Florian
15	86	38,26	2,2478	50,6363	48,23	15 Bank, Uwe
16	92	41,47	2,2185	49,9761	47,60	8 Gitzel, Klaus
17	65	39,77	1,6344	36,8185	35,07	18 Gitzel, Samuel
18	0	0,00	0,0000	0,0000	0,00	36 Dobrowol, Michael

# PRODUCTION -- Overall Stage Results

## 3.Hannover Cup

Printed Januar 31, 2005 at 9:27



### Stage 1 -- 1

	<b>PTS</b>	<b>TIME</b>	<b>HIT FACTOR</b>	<b>STAGE POINTS</b>	<b>STAGE PERCENT</b>	<b>COMPETITOR # Name</b>
1	93	18,56	5,0108	105,0000	100,00	14 Fabricius, Georg
2	101	22,37	4,5150	94,6106	90,11	11 Brodda, Fred
3	97	21,56	4,4991	94,2773	89,79	28 Klose, Jens
4	93	22,18	4,1930	87,8629	83,68	35 Rühmkorf, Ingo
5	84	22,71	3,6988	77,5080	73,82	6 Kelterbaum, Reinhard
6	0	0,00	0,0000	0,0000	0,00	7 Burkowski, Ralf

# OPEN -- Overall Stage Results

## 3.Hannover Cup

Printed Januar 31, 2005 at 9:27



### Stage 2 -- 2

	<b>PTS</b>	<b>TIME</b>	<b>HIT FACTOR</b>	<b>STAGE POINTS</b>	<b>STAGE PERCENT</b>	<b>COMPETITOR # Name</b>
1	73	11,10	6,5766	80,0000	100,00	40 Wilda, Christian
2	74	13,48	5,4896	66,7778	83,47	30 Lange, Bernd
3	73	14,17	5,1517	62,6676	78,33	13 Pedersen, Philip
4	73	15,68	4,6556	56,6327	70,79	27 Dubiella, Gerd
5	73	16,04	4,5511	55,3616	69,20	17 Gitzel, Johannes
6	75	17,17	4,3681	53,1350	66,42	38 Klopfer, Olav
7	75	19,17	3,9124	47,5915	59,49	31 Müller, Kerstin
8	74	19,51	3,7929	46,1386	57,67	10 Goetz, Helmut
9	73	19,25	3,7922	46,1299	57,66	23 Klünder, Bodo
10	74	27,81	2,6609	32,3684	40,46	29 Frindt, Norbert
11	70	26,41	2,6505	32,2418	40,30	33 Witt, Karl-Heinz

# STANDARD -- Overall Stage Results

## 3.Hannover Cup

Printed Januar 31, 2005 at 9:27




### Stage 2 -- 2

	<b>PTS</b>	<b>TIME</b>	<b>HIT FACTOR</b>	<b>STAGE POINTS</b>	<b>STAGE PERCENT</b>	<b>COMPETITOR # Name</b>
1	70	14,70	4,7619	80,0000	100,00	12 Pedersen, Frants
2	69	15,66	4,4061	74,0230	92,53	20 Dirksen, Markus
3	76	17,62	4,3133	72,4631	90,58	1 Kuse, Jens
4	72	17,08	4,2155	70,8197	88,52	4 Stoecker, Nick
5	66	15,80	4,1772	70,1772	87,72	26 Schwarz, Florian
6	77	18,55	4,1509	69,7358	87,17	5 Dell, Andreas
7	60	14,73	4,0733	68,4318	85,54	25 Brauer, Detlev
8	73	19,80	3,6869	61,9394	77,42	21 Prochnow, Torsten
9	59	16,20	3,6420	61,1852	76,48	16 Tagliamonte, Raffaele
10	71	19,55	3,6317	61,0128	76,27	34 Meier, Andre
11	76	21,01	3,6173	60,7711	75,96	2 Tutschke, Petra
12	68	20,64	3,2946	55,3488	69,19	39 Marten, Bernd
13	72	24,33	2,9593	49,7164	62,15	9 Hesse, Colin
14	79	28,28	2,7935	46,9307	58,66	15 Bank, Uwe
15	67	28,42	2,3575	39,6059	49,51	8 Gitzel, Klaus
16	44	25,20	1,7460	29,3333	36,67	19 Gitzel, Marcel
17	46	27,40	1,6788	28,2044	35,26	18 Gitzel, Samuel
18	0	0,00	0,0000	0,0000	0,00	36 Dobrowol, Michael

# PRODUCTION -- Overall Stage Results

## 3.Hannover Cup

Printed Januar 31, 2005 at 9:27



### Stage 2 -- 2

	<b>PTS</b>	<b>TIME</b>	<b>HIT FACTOR</b>	<b>STAGE POINTS</b>	<b>STAGE PERCENT</b>	<b>COMPETITOR # Name</b>
1	70	13,53	5,1737	80,0000	100,00	14 Fabricius, Georg
2	68	14,64	4,6448	71,8220	89,78	28 Klose, Jens
3	66	17,97	3,6728	56,7918	70,99	6 Kelterbaum, Reinhard
4	63	18,58	3,3907	52,4306	65,54	11 Brodda, Fred
5	54	18,86	2,8632	44,2733	55,34	35 Rühmkorf, Ingo
6	0	0,00	0,0000	0,0000	0,00	7 Burkowski, Ralf

# OPEN -- Overall Stage Results

## 3.Hannover Cup

Printed Januar 31, 2005 at 9:27



### Stage 3 -- 3

	<b>PTS</b>	<b>TIME</b>	<b>HIT FACTOR</b>	<b>STAGE POINTS</b>	<b>STAGE PERCENT</b>	<b>COMPETITOR # Name</b>
1	59	4,93	11,9675	60,0000	100,00	40 Wilda, Christian
2	54	6,68	8,0838	40,5288	67,55	13 Pedersen, Philip
3	57	7,31	7,7975	39,0934	65,16	30 Lange, Bernd
4	54	7,01	7,7033	38,6209	64,37	27 Dubiella, Gerd
5	55	7,44	7,3925	37,0626	61,77	29 Frindt, Norbert
6	57	7,85	7,2611	36,4042	60,67	31 Müller, Kerstin
7	58	8,44	6,8720	34,4534	57,42	10 Goetz, Helmut
8	58	8,73	6,6438	33,3089	55,51	23 Klünder, Bodo
9	49	8,08	6,0644	30,4040	50,67	38 Klopfer, Olav
10	57	14,34	3,9749	19,9284	33,21	17 Gitzel, Johannes
11	40	12,33	3,2441	16,2646	27,11	33 Witt, Karl-Heinz

# STANDARD -- Overall Stage Results

## 3.Hannover Cup

Printed Januar 31, 2005 at 9:27



### Stage 3 -- 3

	<b>PTS</b>	<b>TIME</b>	<b>HIT FACTOR</b>	<b>STAGE POINTS</b>	<b>STAGE PERCENT</b>	<b>COMPETITOR # Name</b>
1	58	7,36	7,8804	60,0000	100,00	12 Pedersen, Frants
2	59	8,04	7,3383	55,8724	93,12	5 Dell, Andreas
3	56	8,45	6,6272	50,4583	84,10	20 Dirksen, Markus
4	57	8,66	6,5820	50,1139	83,52	2 Tutschke, Petra
5	50	7,60	6,5789	50,0907	83,48	26 Schwarz, Florian
6	54	8,46	6,3830	48,5987	81,00	4 Stoecker, Nick
7	58	9,33	6,2165	47,3312	78,89	39 Marten, Bernd
8	57	9,27	6,1489	46,8162	78,03	16 Tagliamonte, Raffaele
9	42	7,29	5,7613	43,8655	73,11	25 Brauer, Detlev
10	51	9,01	5,6604	43,0969	71,83	21 Prochnow, Torsten
11	37	8,18	4,5232	34,4389	57,40	1 Kuse, Jens
12	47	10,61	4,4298	33,7275	56,21	9 Hesse, Colin
13	52	12,62	4,1204	31,3722	52,29	34 Meier, Andre
14	47	11,44	4,1084	31,2804	52,13	8 Gitzel, Klaus
15	38	16,39	2,3185	17,6525	29,42	19 Gitzel, Marcel
16	25	13,53	1,8477	14,0684	23,45	18 Gitzel, Samuel
17	26	15,49	1,6785	12,7798	21,30	15 Bank, Uwe
18	0	0,00	0,0000	0,0000	0,00	36 Dobrowol, Michael



# PRODUCTION -- Overall Stage Results

## 3.Hannover Cup

Printed Januar 31, 2005 at 9:27



### Stage 3 -- 3

	<b>PTS</b>	<b>TIME</b>	<b>HIT FACTOR</b>	<b>STAGE POINTS</b>	<b>STAGE PERCENT</b>	<b>COMPETITOR # Name</b>
1	56	7,43	7,5370	60,0000	100,00	14 Fabricius, Georg
2	48	7,77	6,1776	49,1782	81,96	6 Kelterbaum, Reinhard
3	50	8,40	5,9524	47,3852	78,98	35 Rühmkorf, Ingo
4	54	9,77	5,5271	43,9999	73,33	11 Brodda, Fred
5	39	8,46	4,6099	36,6983	61,16	28 Klose, Jens
6	0	0,00	0,0000	0,0000	0,00	7 Burkowski, Ralf

# OPEN -- Overall Stage Results

## 3.Hannover Cup

Printed Januar 31, 2005 at 9:27



### Stage 4 -- 4

	<b>PTS</b>	<b>TIME</b>	<b>HIT FACTOR</b>	<b>STAGE POINTS</b>	<b>STAGE PERCENT</b>	<b>COMPETITOR # Name</b>
1	56	8,81	6,3564	60,0000	100,00	40 Wilda, Christian
2	59	11,02	5,3539	50,5370	84,23	29 Frindt, Norbert
3	56	12,49	4,4836	42,3219	70,54	27 Dubiella, Gerd
4	58	14,28	4,0616	38,3388	63,90	23 Klünder, Bodo
5	51	12,85	3,9689	37,4633	62,44	13 Pedersen, Philip
6	56	14,96	3,7433	35,3342	58,89	10 Goetz, Helmut
7	56	15,83	3,5376	33,3923	55,65	30 Lange, Bernd
8	57	18,52	3,0778	29,0518	48,42	17 Gitzel, Johannes
9	38	12,71	2,9898	28,2213	47,04	38 Klopfer, Olav
10	59	23,74	2,4853	23,4590	39,10	31 Müller, Kerstin
11	43	17,67	2,4335	22,9705	38,28	33 Witt, Karl-Heinz

# STANDARD -- Overall Stage Results

## 3.Hannover Cup

Printed Januar 31, 2005 at 9:27



### Stage 4 -- 4

	<b>PTS</b>	<b>TIME</b>	<b>HIT FACTOR</b>	<b>STAGE POINTS</b>	<b>STAGE PERCENT</b>	<b>COMPETITOR # Name</b>
1	58	11,80	4,9153	60,0000	100,00	12 Pedersen, Frants
2	59	12,94	4,5595	55,6574	92,76	2 Tutschke, Petra
3	58	14,15	4,0989	50,0353	83,39	34 Meier, Andre
4	58	14,45	4,0138	48,9965	81,66	4 Stoecker, Nick
5	56	14,14	3,9604	48,3441	80,57	20 Dirksen, Markus
6	56	14,37	3,8970	47,5704	79,28	1 Kuse, Jens
7	58	17,97	3,2276	39,3990	65,67	21 Prochnow, Torsten
8	44	13,93	3,1587	38,5573	64,26	25 Brauer, Detlev
9	42	14,58	2,8807	35,1639	58,61	39 Marten, Bernd
10	40	16,48	2,4272	29,6284	49,38	16 Tagliamonte, Raffaele
11	33	16,17	2,0408	24,9120	41,52	9 Hesse, Colin
12	27	13,51	1,9985	24,3957	40,66	5 Dell, Andreas
13	8	20,79	0,3848	4,6972	7,83	8 Gitzel, Klaus
14	7	26,31	0,2661	3,2477	5,41	15 Bank, Uwe
15	4	33,14	0,1207	1,4734	2,46	18 Gitzel, Samuel
16	0	0,00	0,0000	0,0000	0,00	36 Dobrowol, Michael
17	0	13,31	0,0000	0,0000	0,00	26 Schwarz, Florian
18	0	23,29	0,0000	0,0000	0,00	19 Gitzel, Marcel

# PRODUCTION -- Overall Stage Results

## 3.Hannover Cup

Printed Januar 31, 2005 at 9:27



### Stage 4 -- 4

	<b>PTS</b>	<b>TIME</b>	<b>HIT FACTOR</b>	<b>STAGE POINTS</b>	<b>STAGE PERCENT</b>	<b>COMPETITOR # Name</b>
1	50	13,35	3,7453	60,0000	100,00	6 Kelterbaum, Reinhard
2	52	14,13	3,6801	58,9554	98,26	14 Fabricius, Georg
3	54	15,61	3,4593	55,4183	92,36	28 Klose, Jens
4	54	16,44	3,2847	52,6204	87,70	11 Brodda, Fred
5	39	14,86	2,6245	42,0444	70,07	35 Rühmkorf, Ingo
6	0	0,00	0,0000	0,0000	0,00	7 Burkowski, Ralf

# OPEN -- Overall Stage Results

## 3.Hannover Cup

Printed Januar 31, 2005 at 9:27




### Stage 5 -- 5

	<b>PTS</b>	<b>TIME</b>	<b>HIT FACTOR</b>	<b>STAGE POINTS</b>	<b>STAGE PERCENT</b>	<b>COMPETITOR # Name</b>
1	43	4,72	9,1102	45,0000	100,00	40 Wilda, Christian
2	40	6,52	6,1350	30,3039	67,34	29 Frindt, Norbert
3	45	7,39	6,0893	30,0784	66,84	30 Lange, Bernd
4	44	8,32	5,2885	26,1225	58,05	31 Müller, Kerstin
5	44	8,71	5,0517	24,9529	55,45	23 Klünder, Bodo
6	44	9,62	4,5738	22,5925	50,21	10 Goetz, Helmut
7	23	7,67	2,9987	14,8122	32,92	13 Pedersen, Philip
8	13	8,24	1,5777	7,7930	17,32	17 Gitzel, Johannes
9	13	9,86	1,3185	6,5126	14,47	38 Klopfer, Olav
10	15	11,90	1,2605	6,2263	13,84	33 Witt, Karl-Heinz
11	43	35,86	1,1991	5,9230	13,16	27 Dubiella, Gerd

# STANDARD -- Overall Stage Results

## 3.Hannover Cup

Printed Januar 31, 2005 at 9:27




### Stage 5 -- 5

	<b>PTS</b>	<b>TIME</b>	<b>HIT FACTOR</b>	<b>STAGE POINTS</b>	<b>STAGE PERCENT</b>	<b>COMPETITOR # Name</b>
1	43	7,80	5,5128	45,0000	100,00	2 Tutschke, Petra
2	41	8,28	4,9517	40,4196	89,82	12 Pedersen, Frants
3	45	9,09	4,9505	40,4099	89,80	20 Dirksen, Markus
4	42	9,00	4,6667	38,0930	84,65	1 Kuse, Jens
5	42	9,20	4,5652	37,2649	82,81	21 Prochnow, Torsten
6	45	10,63	4,2333	34,5556	76,79	34 Meier, Andre
7	42	10,17	4,1298	33,7106	74,91	4 Stoecker, Nick
8	29	7,58	3,8259	31,2297	69,40	25 Brauer, Detlev
9	45	13,02	3,4562	28,2124	62,69	9 Hesse, Colin
10	45	14,62	3,0780	25,1249	55,83	5 Dell, Andreas
11	28	11,84	2,3649	19,3039	42,90	16 Tagliamonte, Raffaele
12	44	18,95	2,3219	18,9532	42,12	15 Bank, Uwe
13	44	28,13	1,5642	12,7680	28,37	8 Gitzel, Klaus
14	13	8,96	1,4509	11,8433	26,32	39 Marten, Bernd
15	0	0,00	0,0000	0,0000	0,00	36 Dobrowol, Michael
16	0	8,64	0,0000	0,0000	0,00	26 Schwarz, Florian
17	0	41,38	0,0000	0,0000	0,00	18 Gitzel, Samuel
18	0	17,30	0,0000	0,0000	0,00	19 Gitzel, Marcel

# PRODUCTION -- Overall Stage Results

## 3.Hannover Cup

Printed Januar 31, 2005 at 9:27



### Stage 5 -- 5

	<b>PTS</b>	<b>TIME</b>	<b>HIT FACTOR</b>	<b>STAGE POINTS</b>	<b>STAGE PERCENT</b>	<b>COMPETITOR # Name</b>
1	41	6,91	5,9334	45,0000	100,00	6 Kelterbaum, Reinhard
2	37	6,30	5,8730	44,5418	98,98	14 Fabricius, Georg
3	43	8,19	5,2503	39,8191	88,49	11 Brodda, Fred
4	45	10,07	4,4687	33,8914	75,31	35 Rühmkorf, Ingo
5	43	9,79	4,3922	33,3114	74,03	28 Klose, Jens
6	0	0,00	0,0000	0,0000	0,00	7 Burkowski, Ralf

# OPEN -- Overall Stage Results

## 3.Hannover Cup

Printed Januar 31, 2005 at 9:27



### Stage 6 -- 6

	<b>PTS</b>	<b>TIME</b>	<b>HIT FACTOR</b>	<b>STAGE POINTS</b>	<b>STAGE PERCENT</b>	<b>COMPETITOR # Name</b>
1	124	15,40	8,0519	150,0000	100,00	40 Wilda, Christian
2	141	21,86	6,4501	120,1598	80,11	13 Pedersen, Philip
3	135	21,24	6,3559	118,4049	78,94	30 Lange, Bernd
4	134	21,52	6,2268	115,9986	77,33	31 Müller, Kerstin
5	141	24,27	5,8096	108,2280	72,15	17 Gitzel, Johannes
6	128	22,55	5,6763	105,7435	70,50	27 Dubiella, Gerd
7	112	22,16	5,0542	94,1540	62,77	29 Frindt, Norbert
8	141	29,79	4,7331	88,1737	58,78	10 Goetz, Helmut
9	136	29,00	4,6897	87,3637	58,24	23 Klünder, Bodo
10	130	36,08	3,6031	67,1223	44,75	33 Witt, Karl-Heinz
11	108	30,88	3,4974	65,1534	43,44	38 Klopfer, Olav



# STANDARD -- Overall Stage Results

## 3.Hannover Cup

Printed Januar 31, 2005 at 9:27



### Stage 6 -- 6

	<b>PTS</b>	<b>TIME</b>	<b>HIT FACTOR</b>	<b>STAGE POINTS</b>	<b>STAGE PERCENT</b>	<b>COMPETITOR # Name</b>
1	134	22,18	6,0415	150,0000	100,00	2 Tutschke, Petra
2	131	21,88	5,9872	148,6524	99,10	25 Brauer, Detlev
3	117	21,60	5,4167	134,4869	89,66	20 Dirksen, Markus
4	138	25,65	5,3801	133,5795	89,05	1 Kuse, Jens
5	130	24,74	5,2546	130,4643	86,98	4 Stoecker, Nick
6	139	28,40	4,8944	121,5191	81,01	34 Meier, Andre
7	119	24,77	4,8042	119,2804	79,52	21 Prochnow, Torsten
8	125	26,59	4,7010	116,7185	77,81	12 Pedersen, Frants
9	124	26,64	4,6547	115,5674	77,04	16 Tagliamonte, Raffaele
10	130	29,56	4,3978	109,1910	72,79	39 Marten, Bernd
11	133	32,07	4,1472	102,9676	68,65	5 Dell, Andreas
12	93	27,51	3,3806	83,9345	55,96	26 Schwarz, Florian
13	123	36,72	3,3497	83,1669	55,44	8 Gitzel, Klaus
14	140	50,76	2,7581	68,4785	45,65	15 Bank, Uwe
15	109	44,13	2,4700	61,3254	40,88	18 Gitzel, Samuel
16	86	37,28	2,3069	57,2757	38,18	9 Hesse, Colin
17	102	49,46	2,0623	51,2028	34,14	19 Gitzel, Marcel
18	0	0,00	0,0000	0,0000	0,00	36 Dobrowol, Michael

# PRODUCTION -- Overall Stage Results

## 3.Hannover Cup

Printed Januar 31, 2005 at 9:27



### Stage 6 -- 6

	<b>PTS</b>	<b>TIME</b>	<b>HIT FACTOR</b>	<b>STAGE POINTS</b>	<b>STAGE PERCENT</b>	<b>COMPETITOR # Name</b>
1	134	20,11	6,6634	150,0000	100,00	14 Fabricius, Georg
2	117	21,16	5,5293	124,4712	82,98	28 Klose, Jens
3	132	24,31	5,4299	122,2327	81,49	11 Brodda, Fred
4	136	26,54	5,1243	115,3550	76,90	6 Kelterbaum, Reinhard
5	117	25,71	4,5508	102,4430	68,30	35 Rühmkorf, Ingo
6	0	0,00	0,0000	0,0000	0,00	7 Burkowski, Ralf

# OPEN -- Overall Stage Results

## 3.Hannover Cup

Printed Januar 31, 2005 at 9:27



### Stage 7 -- 7

	<b>PTS</b>	<b>TIME</b>	<b>HIT FACTOR</b>	<b>STAGE POINTS</b>	<b>STAGE PERCENT</b>	<b>COMPETITOR # Name</b>
1	68	8,71	7,8071	70,0000	100,00	40 Wilda, Christian
2	66	12,00	5,5000	49,3140	70,45	29 Frindt, Norbert
3	63	11,65	5,4077	48,4866	69,27	13 Pedersen, Philip
4	61	12,15	5,0206	45,0154	64,31	30 Lange, Bernd
5	67	13,96	4,7994	43,0325	61,48	31 Müller, Kerstin
6	69	14,96	4,6123	41,3547	59,08	10 Goetz, Helmut
7	66	15,62	4,2254	37,8853	54,12	38 Klopfer, Olav
8	54	14,49	3,7267	33,4143	47,73	17 Gitzel, Johannes
9	45	12,20	3,6885	33,0720	47,25	27 Dubiella, Gerd
10	64	18,14	3,5281	31,6337	45,19	23 Klünder, Bodo
11	67	20,15	3,3251	29,8131	42,59	33 Witt, Karl-Heinz

# STANDARD -- Overall Stage Results

## 3.Hannover Cup

Printed Januar 31, 2005 at 9:27



### Stage 7 -- 7

	<b>PTS</b>	<b>TIME</b>	<b>HIT FACTOR</b>	<b>STAGE POINTS</b>	<b>STAGE PERCENT</b>	<b>COMPETITOR # Name</b>
1	66	11,27	5,8563	70,0000	100,00	25 Brauer, Detlev
2	65	11,91	5,4576	65,2348	93,19	20 Dirksen, Markus
3	60	11,16	5,3763	64,2636	91,81	12 Pedersen, Frants
4	69	12,91	5,3447	63,8853	91,26	1 Kuse, Jens
5	65	13,47	4,8255	57,6798	82,40	36 Dobrowol, Michael
6	69	14,74	4,6811	55,9538	79,93	21 Prochnow, Torsten
7	68	14,64	4,6448	55,5195	79,31	5 Dell, Andreas
8	61	13,30	4,5865	54,8222	78,32	4 Stoecker, Nick
9	53	12,12	4,3729	52,2699	74,67	2 Tutschke, Petra
10	62	14,37	4,3145	51,5719	73,67	34 Meier, Andre
11	60	17,28	3,4722	41,5036	59,29	8 Gitzel, Klaus
12	67	19,74	3,3941	40,5701	57,96	9 Hesse, Colin
13	45	13,33	3,3758	40,3516	57,65	39 Marten, Bernd
14	63	18,75	3,3600	40,1622	57,37	18 Gitzel, Samuel
15	41	12,55	3,2669	39,0497	55,79	26 Schwarz, Florian
16	52	15,93	3,2643	39,0181	55,74	16 Tagliamonte, Raffaele
17	68	24,31	2,7972	33,4351	47,76	15 Bank, Uwe
18	66	26,25	2,5143	30,0533	42,93	19 Gitzel, Marcel

# PRODUCTION -- Overall Stage Results

## 3.Hannover Cup

Printed Januar 31, 2005 at 9:27



### Stage 7 -- 7

	<b>PTS</b>	<b>TIME</b>	<b>HIT FACTOR</b>	<b>STAGE POINTS</b>	<b>STAGE PERCENT</b>	<b>COMPETITOR # Name</b>
1	58	10,80	5,3704	70,0000	100,00	14 Fabricius, Georg
2	62	12,86	4,8212	62,8412	89,77	28 Klose, Jens
3	66	13,90	4,7482	61,8903	88,41	11 Brodda, Fred
4	58	14,30	4,0559	52,8671	75,52	6 Kelterbaum, Reinhard
5	43	13,38	3,2138	41,8896	59,84	35 Rühmkorf, Ingo
6	0	0,00	0,0000	0,0000	0,00	7 Burkowski, Ralf

# OPEN -- Overall Stage Results

## 3.Hannover Cup

Printed Januar 31, 2005 at 9:27




### Stage 8 -- 8

	<b>PTS</b>	<b>TIME</b>	<b>HIT FACTOR</b>	<b>STAGE POINTS</b>	<b>STAGE PERCENT</b>	<b>COMPETITOR # Name</b>
1	107	14,12	7,5779	110,0000	100,00	40 Wilda, Christian
2	104	16,37	6,3531	92,2207	83,84	30 Lange, Bernd
3	108	19,09	5,6574	82,1224	74,66	13 Pedersen, Philip
4	103	18,96	5,4325	78,8574	71,69	29 Frindt, Norbert
5	107	21,91	4,8836	70,8900	64,45	17 Gitzel, Johannes
6	93	19,89	4,6757	67,8722	61,70	31 Müller, Kerstin
7	98	21,13	4,6380	67,3240	61,20	38 Klopfer, Olav
8	105	22,77	4,6113	66,9376	60,85	10 Goetz, Helmut
9	86	18,78	4,5793	66,4732	60,43	27 Dubiella, Gerd
10	75	22,34	3,3572	48,7328	44,30	23 Klünder, Bodo
11	53	33,48	1,5830	22,9792	20,89	33 Witt, Karl-Heinz

# STANDARD -- Overall Stage Results

## 3.Hannover Cup

Printed Januar 31, 2005 at 9:27



### Stage 8 -- 8

	<b>PTS</b>	<b>TIME</b>	<b>HIT FACTOR</b>	<b>STAGE POINTS</b>	<b>STAGE PERCENT</b>	<b>COMPETITOR # Name</b>
1	102	19,42	5,2523	110,0000	100,00	12 Pedersen, Frants
2	105	20,64	5,0872	106,5421	96,86	25 Brauer, Detlev
3	105	21,69	4,8409	101,3845	92,17	36 Dobrowol, Michael
4	104	25,23	4,1221	86,3292	78,48	1 Kuse, Jens
5	90	21,85	4,1190	86,2646	78,42	2 Tutschke, Petra
6	104	25,32	4,1074	86,0224	78,20	4 Stoecker, Nick
7	107	26,11	4,0980	85,8260	78,02	34 Meier, Andre
8	93	24,10	3,8589	80,8179	73,47	5 Dell, Andreas
9	77	22,75	3,3846	70,8845	64,44	26 Schwarz, Florian
10	99	36,86	2,6858	56,2499	51,14	20 Dirksen, Markus
11	105	39,19	2,6793	56,1120	51,01	9 Hesse, Colin
12	57	26,81	2,1261	44,5266	40,48	39 Marten, Bernd
13	107	50,64	2,1130	44,2519	40,23	15 Bank, Uwe
14	43	20,43	2,1047	44,0800	40,07	21 Prochnow, Torsten
15	92	53,47	1,7206	36,0346	32,76	16 Tagliamonte, Raffaele
16	70	43,37	1,6140	33,8026	30,73	8 Gitzel, Klaus
17	59	41,12	1,4348	30,0497	27,32	19 Gitzel, Marcel
18	43	42,19	1,0192	21,3452	19,40	18 Gitzel, Samuel

# PRODUCTION -- Overall Stage Results

## 3.Hannover Cup

Printed Januar 31, 2005 at 9:27



### Stage 8 -- 8

	<b>PTS</b>	<b>TIME</b>	<b>HIT FACTOR</b>	<b>STAGE POINTS</b>	<b>STAGE PERCENT</b>	<b>COMPETITOR # Name</b>
1	104	23,18	4,4866	110,0000	100,00	11 Brodda, Fred
2	96	22,40	4,2857	105,0742	95,52	14 Fabricius, Georg
3	83	24,35	3,4086	83,5703	75,97	6 Kelterbaum, Reinhard
4	73	23,23	3,1425	77,0453	70,04	35 Rühmkorf, Ingo
5	64	23,02	2,7802	68,1628	61,97	28 Klose, Jens
6	0	0,00	0,0000	0,0000	0,00	7 Burkowski, Ralf



# OPEN -- Overall Stage Results

## 3.Hannover Cup

Printed Januar 31, 2005 at 9:27



### Stage 9 -- 9

	<b>PTS</b>	<b>TIME</b>	<b>HIT FACTOR</b>	<b>STAGE POINTS</b>	<b>STAGE PERCENT</b>	<b>COMPETITOR # Name</b>
1	59	5,92	9,9662	60,0000	100,00	40 Wilda, Christian
2	56	7,43	7,5370	45,3754	75,63	29 Frindt, Norbert
3	59	9,05	6,5193	39,2486	65,41	30 Lange, Bernd
4	58	9,11	6,3666	38,3293	63,88	13 Pedersen, Philip
5	59	9,29	6,3509	38,2347	63,72	10 Goetz, Helmut
6	54	8,89	6,0742	36,5690	60,95	31 Müller, Kerstin
7	56	9,49	5,9009	35,5257	59,21	27 Dubiella, Gerd
8	59	10,16	5,8071	34,9606	58,27	23 Klünder, Bodo
9	58	13,86	4,1847	25,1933	41,99	33 Witt, Karl-Heinz
10	58	14,12	4,1076	24,7294	41,22	17 Gitzel, Johannes
11	14	12,63	1,1085	6,6734	11,12	38 Klopfer, Olav

# STANDARD -- Overall Stage Results

## 3.Hannover Cup

Printed Januar 31, 2005 at 9:27



### Stage 9 -- 9

	<b>PTS</b>	<b>TIME</b>	<b>HIT FACTOR</b>	<b>STAGE POINTS</b>	<b>STAGE PERCENT</b>	<b>COMPETITOR # Name</b>
1	58	8,13	7,1341	60,0000	100,00	12 Pedersen, Frants
2	60	9,61	6,2435	52,5100	87,52	1 Kuse, Jens
3	55	8,96	6,1384	51,6260	86,04	2 Tutschke, Petra
4	58	9,62	6,0291	50,7069	84,51	5 Dell, Andreas
5	57	10,08	5,6548	47,5585	79,26	4 Stoecker, Nick
6	44	8,57	5,1342	43,1803	71,97	36 Dobrowol, Michael
7	57	11,49	4,9608	41,7223	69,54	34 Meier, Andre
8	59	12,20	4,8361	40,6730	67,79	20 Dirksen, Markus
9	59	12,91	4,5701	38,4361	64,06	21 Prochnow, Torsten
10	41	9,52	4,3067	36,2210	60,37	39 Marten, Bernd
11	26	7,13	3,6466	30,6689	51,11	25 Brauer, Detlev
12	57	18,30	3,1148	26,1962	43,66	15 Bank, Uwe
13	32	11,16	2,8674	24,1157	40,19	8 Gitzel, Klaus
14	35	12,30	2,8455	23,9319	39,89	16 Tagliamonte, Raffaele
15	40	20,86	1,9175	16,1272	26,88	18 Gitzel, Samuel
16	34	21,37	1,5910	13,3810	22,30	9 Hesse, Colin
17	30	25,92	1,1574	9,7342	16,22	19 Gitzel, Marcel
18	0	8,01	0,0000	0,0000	0,00	26 Schwarz, Florian

# PRODUCTION -- Overall Stage Results

## 3.Hannover Cup

Printed Januar 31, 2005 at 9:27



### Stage 9 -- 9

	<b>PTS</b>	<b>TIME</b>	<b>HIT FACTOR</b>	<b>STAGE POINTS</b>	<b>STAGE PERCENT</b>	<b>COMPETITOR # Name</b>
1	60	8,74	6,8650	60,0000	100,00	11 Brodda, Fred
2	52	7,61	6,8331	59,7214	99,54	14 Fabricius, Georg
3	50	8,65	5,7803	50,5202	84,20	28 Klose, Jens
4	56	10,09	5,5500	48,5074	80,85	6 Kelterbaum, Reinhard
5	54	12,06	4,4776	39,1343	65,22	35 Rühmkorf, Ingo
6	50	14,98	3,3378	29,1722	48,62	7 Burkowski, Ralf

# OPEN -- Overall Stage Results

## 3.Hannover Cup

Printed Januar 31, 2005 at 9:27



### Stage 10 -- 10

	<b>PTS</b>	<b>TIME</b>	<b>HIT FACTOR</b>	<b>STAGE POINTS</b>	<b>STAGE PERCENT</b>	<b>COMPETITOR # Name</b>
1	120	21,12	5,6818	130,0000	100,00	30 Lange, Bernd
2	92	16,57	5,5522	127,0344	97,72	40 Wilda, Christian
3	118	24,69	4,7793	109,3495	84,12	31 Müller, Kerstin
4	126	26,42	4,7691	109,1173	83,94	17 Gitzel, Johannes
5	107	22,45	4,7661	109,0494	83,88	13 Pedersen, Philip
6	128	27,20	4,7059	107,6706	82,82	10 Goetz, Helmut
7	103	23,12	4,4550	101,9308	78,41	29 Frindt, Norbert
8	105	26,95	3,8961	89,1429	68,57	23 Klünder, Bodo
9	108	29,17	3,7024	84,7117	65,16	27 Dubiella, Gerd
10	112	31,87	3,5143	80,4067	61,85	38 Klopfer, Olav
11	128	40,39	3,1691	72,5090	55,78	33 Witt, Karl-Heinz

# STANDARD -- Overall Stage Results

## 3.Hannover Cup

Printed Januar 31, 2005 at 9:27




### Stage 10 -- 10

	<b>PTS</b>	<b>TIME</b>	<b>HIT FACTOR</b>	<b>STAGE POINTS</b>	<b>STAGE PERCENT</b>	<b>COMPETITOR # Name</b>
1	125	23,16	5,3972	130,0000	100,00	20 Dirksen, Markus
2	123	23,31	5,2767	127,0968	97,77	2 Tutschke, Petra
3	127	24,65	5,1521	124,0963	95,46	25 Brauer, Detlev
4	128	26,31	4,8651	117,1820	90,14	34 Meier, Andre
5	116	25,07	4,6270	111,4488	85,73	12 Pedersen, Frants
6	126	28,12	4,4808	107,9263	83,02	21 Prochnow, Torsten
7	110	25,56	4,3036	103,6582	79,74	1 Kuse, Jens
8	105	25,08	4,1866	100,8402	77,57	4 Stoecker, Nick
9	93	23,74	3,9174	94,3570	72,58	5 Dell, Andreas
10	123	36,58	3,3625	80,9903	62,30	8 Gitzel, Klaus
11	82	24,92	3,2905	79,2570	60,97	26 Schwarz, Florian
12	123	40,08	3,0689	73,9178	56,86	36 Dobrowol, Michael
13	107	35,80	2,9888	71,9901	55,38	39 Marten, Bernd
14	77	27,49	2,8010	67,4665	51,90	16 Tagliamonte, Raffaele
15	94	35,33	2,6606	64,0850	49,30	19 Gitzel, Marcel
16	111	43,42	2,5564	61,5751	47,37	9 Hesse, Colin
17	109	49,39	2,2069	53,1569	40,89	15 Bank, Uwe
18	94	46,39	2,0263	48,8062	37,54	18 Gitzel, Samuel

# PRODUCTION -- Overall Stage Results

## 3.Hannover Cup

Printed Januar 31, 2005 at 9:27



### Stage 10 -- 10

	<b>PTS</b>	<b>TIME</b>	<b>HIT FACTOR</b>	<b>STAGE POINTS</b>	<b>STAGE PERCENT</b>	<b>COMPETITOR # Name</b>
1	120	20,64	5,8140	130,0000	100,00	14 Fabricius, Georg
2	126	27,46	4,5885	102,5987	78,92	6 Kelterbaum, Reinhard
3	128	28,23	4,5342	101,3843	77,99	11 Brodda, Fred
4	122	29,31	4,1624	93,0713	71,59	28 Klose, Jens
5	95	27,09	3,5068	78,4127	60,32	35 Rühmkorf, Ingo
6	0	0,00	0,0000	0,0000	0,00	7 Burkowski, Ralf

### 3.Hannover Cup

Printed Januar 31, 2005 at 9:27



#### Disqualified Shooters

**No. Name**

---

3 Pluto, Gerhard